

Western Balkans Labor Market Trends

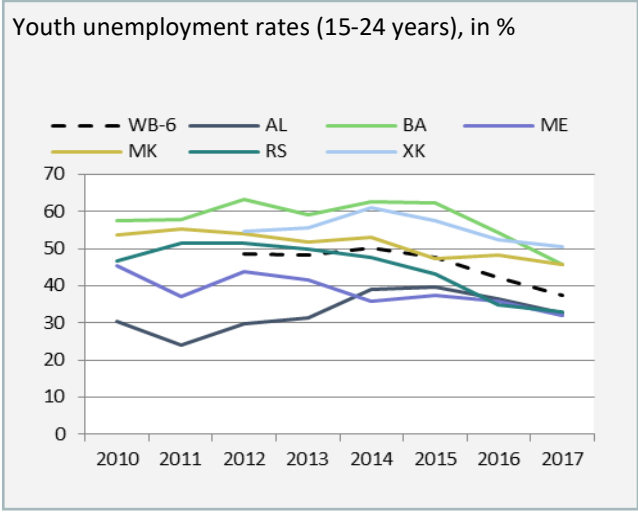
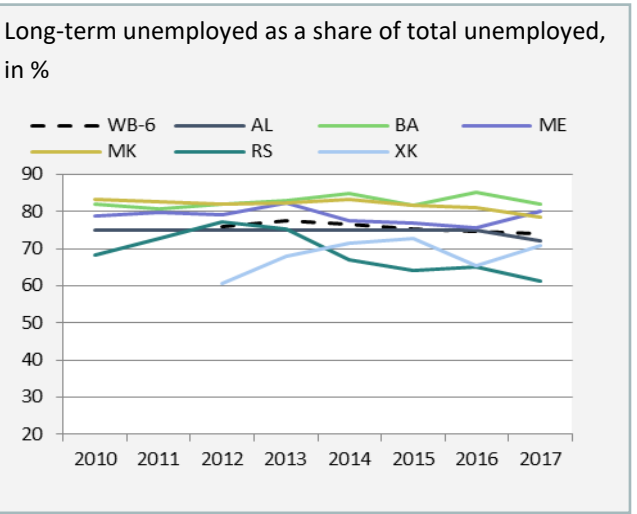
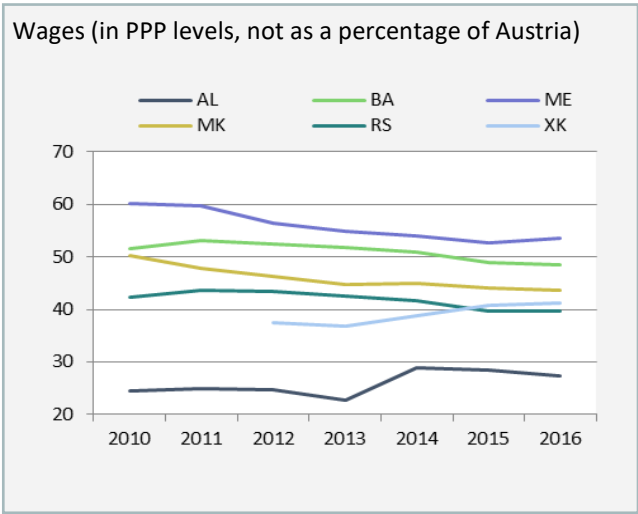
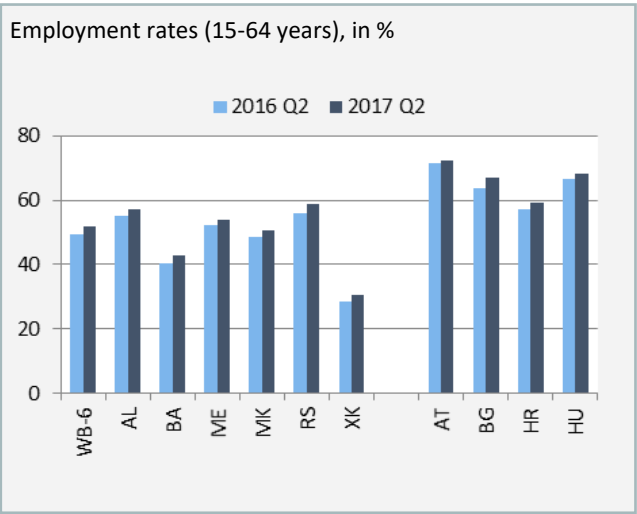
Bosnia and Herzegovina

April 2018

Employment is a primary concern of the governments of Bosnia and Herzegovina. Although employment has grown between 2016 and 2017, with a net of 15,000 new jobs created, the economy must create 27,000 additional jobs to reach the 2010 employment level. Since that year, the level of employment has oscillated around the current average level of 816,000 jobs, which represents an employment rate of just 43 percent, the second lowest in the Western Balkan region following Kosovo. Moreover, a relatively large share of the employed participates in informal sectors (about 1 out of 5 jobs do not cover social security contributions) and concentrated in the public sector. Wages are relatively high for the region, above the average levels of Serbia, Macedonia, Kosovo and Albania. Inactivity is high among women (67.6 percent versus 46.7 for men) and youth (67.5 percent for youth ages 15 to 24). Additionally, the unemployment rate was 20.5 percent in Q2 of 2017. Although unemployment has decreased considerably, especially in the last year from 25.4 in 2016 to 20.5 percent in 2017 (compared with a 2010 level of 27.8), it remains high for the region, particularly among youth. Long-term unemployment is common, especially for the low skilled, with 82.1 percent of the unemployed searching for work for more than a year.

EMPLOYMENT GROWTH				Period
	Total	%		
Number of new jobs	14,900	1.9	Q2 2016 - Q2 2017	
Among women	19,400	6.8	Q2 2016 - Q2 2017	
Among youth	8,800	17.2	Q2 2016 - Q2 2017	
Among low skilled	7,500	5.7	Q2 2016 - Q2 2017	
KEY LABOR MARKET INDICATORS				Period
	Total	Male	Female	
Labor force participation (15-64 years)	54.5	66.2	42.7	Q2 2017
Employment rate (15-64 years)	43.0	53.4	32.5	Q2 2017
Unemployment rate (15+ years)	20.5	18.9	23.1	Q2 2017
Long term unemployment (15+ years)	16.9	15.3	19.3	Q2 2017
Youth unemployment (15-24 years)	45.5	43.2	50.0	Q2 2017
NEETs (15-24 years)	26.4	28.0	24.7	2016
WAGES				Period
	Total			
Average monthly gross wages, EUR	675			Q2 2017
Average monthly gross wages, EUR (PPP)	1,375			2016
Change % EUR (PPP)	-1.3			2015-2016





AL: Albania BA: Bosnia & Herzegovina ME: Montenegro MK: FYR Macedonia RS: Serbia XK: Kosovo WB: Western Balkans
 AT: Austria BG: Bulgaria HR: Croatia HU: Hungary

Data and SEE Jobs Gateway

This country flyer is based on data presented in the Western Balkans Labor Market Trends 2018 report, a collaboration between the World Bank and the Vienna Institute for International Economic Studies (wiiw). The data has been collected directly from national statistical offices of the six Western Balkan countries, with the objective of harmonizing data as much as possible across countries. The database covers a unique and detailed set of labor market indicators based on Labor Force Survey (LFS) data for the Western Balkan countries. The dataset is harmonized across indicators, age groups and educational attainment. Overall, the database covers four parts: (i) Key economic indicators, (ii) Labor market indicators, (iii) Labor market data on a sub-national level and (iv) Data on earnings and unit labor costs. All data and more is available at the South-East Europe Jobs Gateway Database at <http://seejobsgateway.net>.

The SEE Jobs Gateway is a Community of Practice for labor market policies in the Western Balkans, bringing together policy makers, academics and experts from international organizations. Most members are from or have an interest in the Western Balkans, comprising of Albania, Bosnia and Herzegovina, FRY Macedonia, Kosovo, Montenegro and Serbia.

